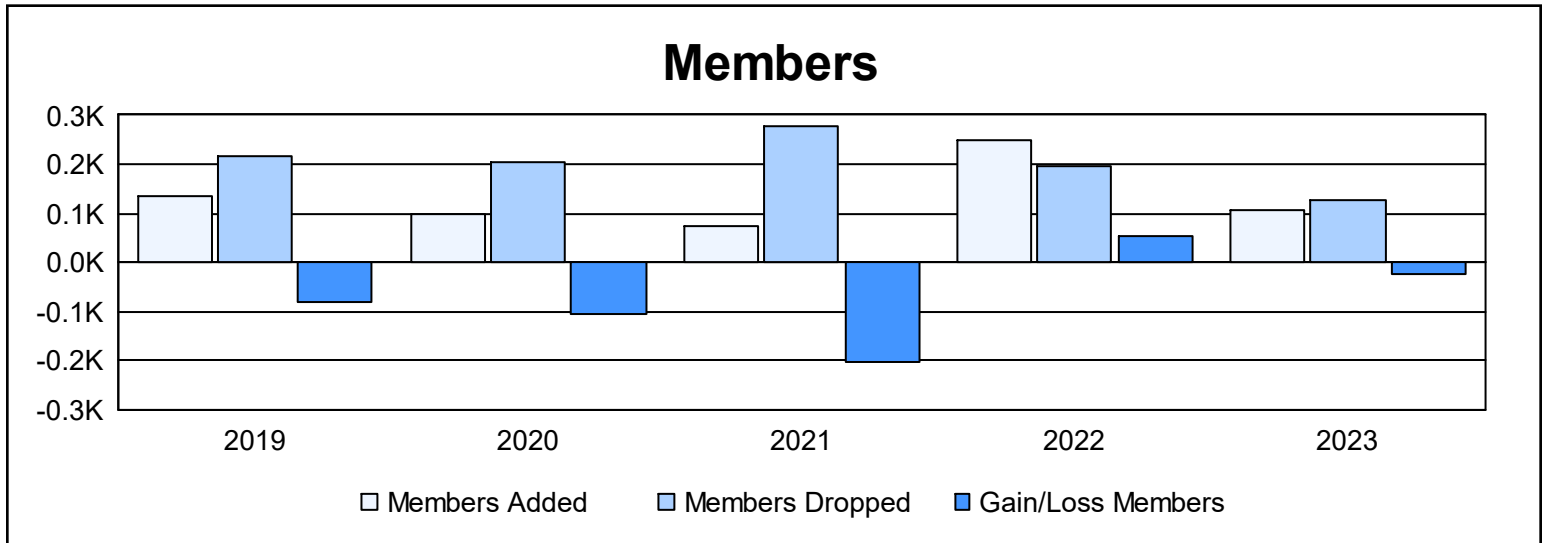
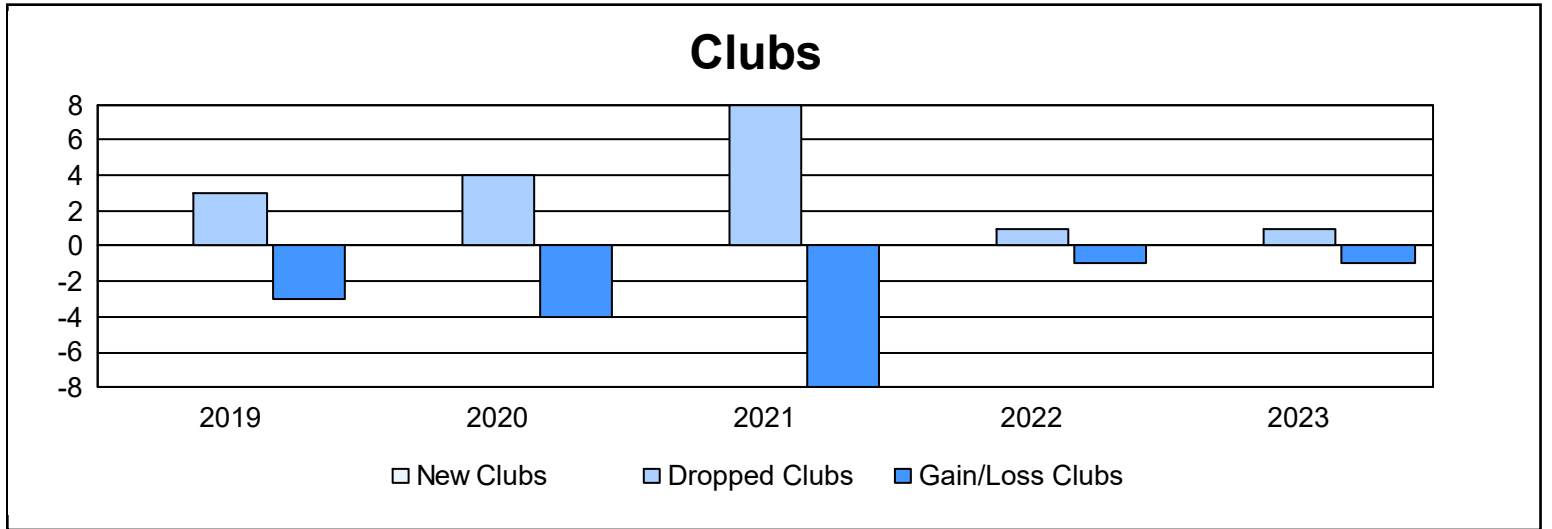
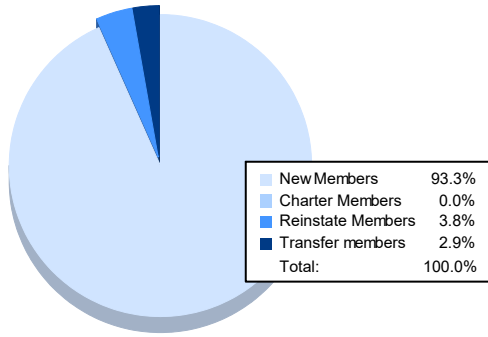


| Year | New Clubs | Dropped Clubs | Gain/ Loss Clubs | New Members | Charter Members | Reinstate Members | Transfer Members | Total Member Added | Total Members Dropped | Gain/ Loss Members |
|----------------|-----------|---------------|------------------|-------------|-----------------|-------------------|------------------|--------------------|-----------------------|--------------------|
| 2018-2019 | 0 | 3 | -3 | 117 | 1 | 8 | 9 | 135 | 215 | -80 |
| 2019-2020 | 0 | 4 | -4 | 93 | 0 | 2 | 3 | 98 | 204 | -106 |
| 2020-2021 | 0 | 8 | -8 | 65 | 0 | 4 | 4 | 73 | 276 | -203 |
| 2021-2022 | 0 | 1 | -1 | 146 | 2 | 98 | 3 | 249 | 194 | 55 |
| 2022-2023 | 0 | 1 | -1 | 98 | 0 | 4 | 3 | 105 | 128 | -23 |
| Average | 0 | 3 | -3 | 104 | 1 | 23 | 4 | 132 | 203 | -71 |



Membership Composition June 2023 Cumulative



Gender Composition June 2023 Cumulative

